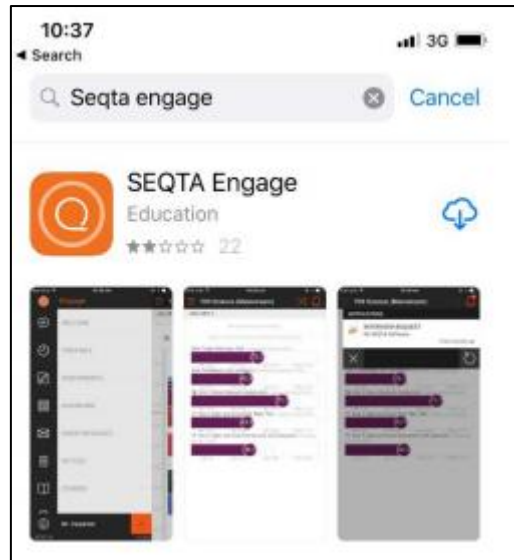
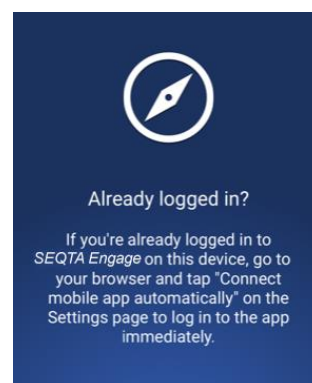

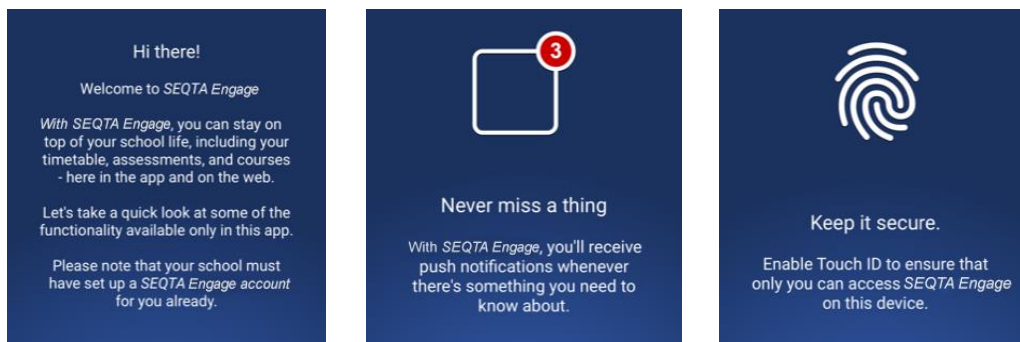


## How to install the SEQTA Engage mobile app

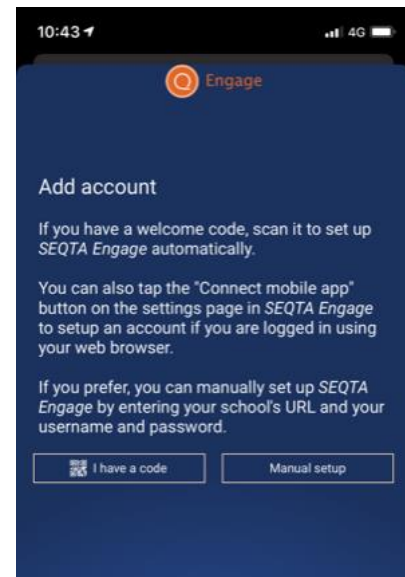
1. On your mobile phone, open either the App Store or Play Store
2. Type 'SEQTA Engage' into the search bar and install the app



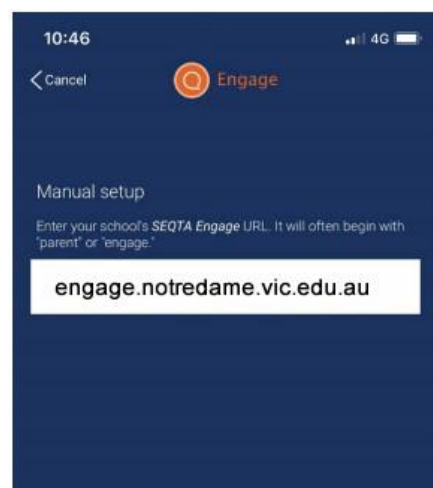
3. Open the app once installed, please open it and then follow the screens along



- Once you get to this screen, you can choose to either scan the QR code that we have mailed to you; or alternatively enter in the NDC Engage details manually. Follow the steps below to complete the process manually.



- Press on Manual Setup and then enter in **engage.notredame.vic.edu.au** as the URL



- Then enter in your username and password created from the email sent by SEQTA. If you need to reset your password you can just press on the Forgot link and an email will be sent to you.

